



WORKS WITH :



# AIR CONDITIONING 2025/1



[www.klima-mwpower.pl](http://www.klima-mwpower.pl)



## ABOUT US

The MW POWER brand was established in 2005 and is owned by MPL GROUP ([www.mplgroup.pl](http://www.mplgroup.pl)) - a Polish Capital Group, which celebrates its 20th anniversary in 2025. The group employs over 200 employees in several branches in Poland. We have our own warehouse and technical facilities, offering customers full support from design to production. The group operates throughout Europe, with annual sales revenues exceeding EUR 50 million. To this day, over 20 million of our devices are operating on the market.

The MW POWER brand also offers:

- LED lighting
- LED power supply
- Industrial batteries
- Battery packs
- CCTV monitoring



In this catalog, we present you with an offer of AIR CONDITIONING devices from the MW POWER brand. We invite you to cooperate!


We are your proven partner in business ... for years.





## SPLIT – indoor and outdoor unit

- Refrigerant R32
- High efficiency DC inverter split
- TUYA compatible
- Wi-Fi module as standard
- High efficiency A++ (cooling), A+ (heating)
- Healthy filter
- 4D airflow
- Anti-Cold Air
- 6 - fan speed
- iFeel mode
- Children lock
- ECO mode



### Wi-Fi

The module equipped with Wi-Fi allows you to quickly set the desired parameters such as: temperature, operating mode, fan speed or the schedule of the device operation for the entire week with minute accuracy.



A 6-layer filter whose main task is to capture dusts, germs, and provide protection against bacteria and odours. Additionally, one of the filter layers is covered with vitamin C - improving the well-being of users.



The ecological refrigerant R32, which uses our air conditioners, is environmentally friendly, improving the energy efficiency of the device by 10%.



By the use of a unique internal structure, the device is muted by 1-2 dB, which makes the operation of the air conditioner as quiet as a human whisper.

### A++ A+

High energy class of the device.

### I set

Dedicated button for personal settings.

### I feel

iFeel mode enables environmental temperature to be taken directly via sensor built into the remote.



Intelligent air supply - a type of cool mist or warm bottom airflow, or the memory of the louver settings.

MODEL		ALFA 09K WIFI V1	ALFA 12K WIFI V1	ALFA 18K WIFI V1	ALFA 24K WIFI V1
Declared cooling capacity		2600 (940 ~ 3300) W	3400 (1000 ~ 3770) W	5100 (1250 ~ 5910) W	6810 (1830 ~ 7800) W
Declared heating capacity		2610 (940 ~ 3360) W	3420 (1000 ~ 3810) W	5100 (1250 ~ 6070) W	6870 (1850 ~ 7900) W
SEER declared		6.1 W / W	6.1 W / W	6.1 W / W	6.1 W / W
Energy Class		A++	A++	A++	A++
SCOP average declared		4.0 W / W	4.0 W / W	4.0 W / W	4.0 W / W
SCOP warmer declared		5.1 W / W	5.1 W / W	5.1 W / W	5.1 W / W
Energy Class (Warmer)		A+	A+	A+	A+
Annual energy consumption	Cooling	149 kWh	195 kWh	293 kWh	390 kWh
	Average	700 kWh	735 kWh	1330 kWh	1680 kWh
	Heating	604 kWh	659 kWh	1373 kWh	1592 kWh
Indoor sound power (S/H/M/L/Mute) dB(A)		50 / 47 / 43 / 35 / 32	50 / 47 / 43 / 35 / 32	53 / 50 / 47 / 43 / 36	54 / 51 / 48 / 44 / 40
Outdoor sound power		60 dB(A)	60 dB(A)	65 dB(A)	67 dB(A)
Indoor sound pressure (S/H/M/L/Mute) dB(A)		40 / 37 / 33 / 25 / 22	40 / 37 / 33 / 25 / 22	43 / 41 / 38 / 35 / 27	44 / 41 / 38 / 34 / 30
Outdoor sound pressure		50 dB(A)	50 dB(A)	55 dB(A)	57 dB(A)
Power consumption	Cooling	825 (240 ~ 1380) W	1130 (290 ~ 1500) W	1580 (330 ~ 2340) W	2257 (410 ~ 2824) W
	Heating	767 (240 ~ 1552) W	1005 (290 ~ 1720) W	1374 (340 ~ 2520) W	2063 (420 ~ 3005) W
Refrigerant type / charge / GWP / CO2 equivalent		R32/0.45kg/675/0.304t.	R32/0.49kg/675/0.331t.	R32/1kg/675/0.675t.	R32/1.14kg/675/0.770t.
Ambient temperature range	Outdoor	Cooling: -15 - 53 °C Heating: -20 - 30 °C	Cooling: -15 - 53 °C Heating: -20 - 30 °C	Cooling: -15 - 53 °C Heating: -20 - 30 °C	Cooling: -15 - 53 °C Heating: -20 - 30 °C
	Indoor	Cooling: 17 - 32 °C Heating: 0 - 30 °C	Cooling: 17 - 32 °C Heating: 0 - 30 °C	Cooling: 17 - 32 °C Heating: 0 - 30 °C	Cooling: 17 - 32 °C Heating: 0 - 30 °C
Net dimensions (W x H x D)	Outdoor	712 × 276 × 459 mm	712 × 276 × 459 mm	853 × 602 × 349 mm	920 × 699 × 380 mm
	Indoor	698 × 255 × 190 mm	777 × 250 × 201 mm	910 × 294 × 206 mm	1010 × 315 × 220 mm
Net weight	Outdoor	22 kg	22 kg	31 kg	40 kg
	Indoor	6.5 kg	7.5 kg	10 kg	13 kg

## SPLIT CASSETTE – indoor and outdoor unit

- Refrigerant R32
- High efficiency DC inverter split
- Remote control + wired controller
- Wi-Fi module as standard
- High efficiency A++ (cooling), A+ (heating)
- Drain pipe inside
- 360°C airflow
- Auto-mode
- iFeel mode
- Silence mode
- ECO mode
- Rapid cooling / heating



### Wi-Fi

The module equipped with Wi-Fi allows you to quickly set the desired parameters such as: temperature, operating mode, fan speed or the schedule of the device operation for the entire week with minute accuracy.

### A++ A+

High energy class of the device.



The ecological refrigerant R32, which uses our air conditioners, is environmentally friendly, improving the energy efficiency of the device by 10%.

### I feel

iFeel mode enables environmental temperature to be taken directly via sensor built into the remote.

MODEL		ALFA TOP 24K	ALFA TOP 36K
Declared cooling capacity		7030 (2200 ~ 7500) W	10550 (3080 ~ 12300) W
Declared heating capacity		7900 (2320 ~ 8350) W	11720 (3280 ~ 13500) W
SEER declared		6.2 W / W	6.2 W / W
Energy Class		A++	A++
SCOP average declared		4.0 W / W	4.1 W / W
Annual energy consumption	Cooling	402 kWh	596 kWh
	Average	2075 kWh	2902 kWh
Indoor sound power (S/H/M/L/Mute) dB(A)		59 / 56 / 52 / 49 / 47	63 / 60 / 59 / 57 / 53
Indoor sound power (standard rating conditions)		56 dB(A)	60 dB(A)
Outdoor sound power (standard rating conditions)		64 dB(A)	67 dB(A)
Indoor sound pressure (S/H/M/L/Mute) dB(A)		49 / 46 / 42 / 39 / 37	53 / 50 / 49 / 47 / 43
Indoor sound pressure (S/H/M/L/Mute) dB(A)		46 dB(A)	50 dB(A)
Outdoor sound pressure (standard rating conditions)		54 dB(A)	57 dB(A)
Cooling power consumption	Indoor	100 (20 ~ 135) W	120 (50 ~ 140) W
	Outdoor	2390 (710 ~ 3165) W	3180 (210 ~ 4460) W
Heating power consumption	Indoor	100 (20 ~ 135) W	120 (50 ~ 140) W
	Outdoor	2330 (745 ~ 2965) W	3280 (300 ~ 3560) W
Refrigerant type / charge / GWP / CO2 equivalent		R32/1.35kg/675/0.911t.	R32/2.10kg/675/1.418t.
Ambient temperature range	Indoor	Cooling: 17 - 32 °C Heating: 0 - 30 °C	Cooling: - 17 - 32 °C Heating: 0 - 30 °C
	Outdoor	Cooling: -15 - 50 °C Heating: -15 - 24 °C	Cooling: -15 - 50 °C Heating: 15 - 24 °C
Net dimensions (W x H x D)	Indoor	840 × 840 × 245 mm	840 × 840 × 290 mm
	Outdoor	845 × 700 × 342 mm	910 × 804 × 378 mm
	Panel	950 × 950 × 45 mm	950 × 950 × 45 mm
Net weight	Indoor	24 kg	26 kg
	Outdoor	40 kg	55 kg
	Panel	6 kg	6 kg



**SPLIT DUCT –indoor and outdoor unit**

- Refrigerant R32
- High efficiency DC inverter split
- Remote control + wired controller
- Wi-Fi module as standard
- High efficiency A ++ (cooling), A + (heating)
- Drain pipe inside
- Auto-mode
- iFeel mode
- Silence mode
- ECO mode
- Rapid cooling / heating


**Wi-Fi**

The module equipped with Wi-Fi allows you to quickly set the desired parameters such as: temperature, operating mode, fan speed or the schedule of the device operation for the entire week with minute accuracy

**A++  
A+**

High energy class of the device.



The ecological refrigerant R32, which uses our air conditioners, is environmentally friendly, improving the energy efficiency of the device by 10%.

**I feel**

iFeel mode enables environmental temperature to be taken directly via sensor built into the remote.

MODEL		ALFA TUNNEL 24K	ALFA TUNNEL 36K
Declared cooling capacity		7030 (2200 ~ 7500) W	10550 (3080 ~ 12300) W
Declared heating capacity		7900 (2320 ~ 8350) W	11720 (3280 ~ 13500) W
SEER declared		6.2 W / W	6.1 W / W
Energy Class		A++	A++
SCOP average declared		4.0 W / W	4.1 W / W
Energy Class (average)		A+	A+
Annual energy consumption	Cooling	402 kWh	605 kWh
	Average	1925 kWh	2902 kWh
Indoor sound power (S/H/M/L/Mute) dB(A)		58 / 55 / 53 / 48 / 46	62 / 59 / 57 / 55 / 54
Indoor sound power (standard rating conditions)		55 dB(A)	59 dB(A)
Outdoor sound power (standard rating conditions)		64 dB(A)	67 dB(A)
Indoor sound pressure (S/H/M/L/Mute) dB(A)		48 / 45 / 43 / 38 / 36	52 / 49 / 47 / 45 / 44
Indoor sound pressure (standard rating conditions)		45 dB(A)	49 dB(A)
Outdoor sound pressure (standard rating conditions)		54 dB(A)	57 dB(A)
Cooling power consumption	Indoor	150 (20 ~ 165) W	250 (80 ~ 280) W
	Outdoor	2290 (710 ~ 3135) W	3300 (170 ~ 4320) W
Heating power consumption	Indoor	150 (20 ~ 165) W	250 (80 ~ 280) W
	Outdoor	2420 (745 ~ 2935) W	3300 (270 ~ 3520) W
Refrigerant type / charge / GWP / CO2 equivalent		R32/1.35kg/675/0.911t.	R32/2.10kg/675/1.418t.
Ambient temperature range	Indoor	Cooling: 17 - 32 °C Heating: 0 - 30 °C	Cooling: - 17 - 32 °C Heating: 0 - 30 °C
	Outdoor	Cooling: -15 - 50 °C Heating: -15 - 24 °C	Cooling: -15 - 50 °C Heating: -15 - 24 °C
Net dimensions (W x H x D)	Indoor	920 x 570 x 270 mm	1140 x 710 x 270 mm
	Outdoor	845 x 700 x 342 mm	910 x 804 x 378 mm
Net weight	Indoor	26 kg	36 kg
	Outdoor	40 kg	55 kg

## SPLIT – indoor and outdoor unit

SERIA **NORD**

- Outdoor unit heater (heating belt)
- Heating in low temperature
- Refrigerant R32
- High efficiency DC inverter split
- TUYA compatible
- WIFI module (USB)
- Healthy filters
- 4D airflow
- Gentle cool wind
- Self cleaning / 56 °C high temp
- Anti-Cold Air
- Auto mode
- 6-fan speed
- iFeel mode
- Intelligent defrost
- Children lock
- Eco mode



Strong heating in low ambient temperature – down to -25 °C.



A 6-layer filter whose main task is to capture dusts, germs, and provide protection against bacteria and odours. Additionally, one of the filter layers is covered with vitamin C - improving the well-being of users



The ecological refrigerant R32, which uses our air conditioners, is environmentally friendly, improving the energy efficiency of the device by 10%.



The module equipped with Wi-Fi allows you to quickly set the desired parameters such as: temperature, operating mode, fan speed or the schedule of the device operation for the entire week with minute accuracy



Cooling without wind – enjoy more comfortable cooling with Gentle Breeze mode that provides soft laminar airflow.



Dedicated button for personal settings.



iFeel mode enables environmental temperature to be taken directly via sensor built into the remote.



High energy class of the device.

MODEL		NORD 09K WIFI V1	NORD 12K WIFI V1	NORD 18K WIFI V1
Declared cooling capacity		2600 (940 ~ 3320) W	3300 (1000 ~ 3810) W	5001(1250-59200) W
Declared heating capacity		2650 (940 ~ 3380) W	3500 (1000 ~ 3910) W	5800(1250-59200) W
SEER declared		6.1 W / W	6.1 W / W	8.5 W / W
Energy Class		A++	A++	A++
SCOP average declared		4.0 W / W	4.0 W / W	4.0 W / W
SCOP warmer declared		5.1 W / W	5.1 W / W	4.0 W / W
Energy Class (Warmer)		A+++	A+++	A+++
Annual energy consumption	Power consumption	149 kWh	189 kWh	210 kWh
	Warmer	735 kWh	840 kWh	1370 kWh
	Cooling	714 kWh	714 kWh	840 kWh
	Heating	1668 kWh	2162 kWh	3150 kWh
Indoor sound power (S/H/M/L/Mute) dB(A)		52 / 47 / 43 / 35 / 32	52 / 47 / 43 / 35 / 32	57 / 54 / 50 / 45 / 40
Outdoor sound power		62 dB(A)	62 dB(A)	64 dB(A)
Indoor sound pressure (S/H/M/L/Mute) dB(A)		42 / 37 / 33 / 25 / 22	42 / 37 / 33 / 25 / 22	47 / 42 / 38 / 32 / 28
Outdoor sound pressure		52 dB(A)	52 dB(A)	54 dB(A)
Power		220-240V ~/50Hz/1P	220-240V ~/50Hz/1P	220-240V ~/50Hz/1P
Power consumption	Cooling	890 (240 ~ 1390) W	1096 (290 ~ 1500) W	1260(330 - 2350) W
	Heating	800 (240 ~ 1560) W	1060 (290 ~ 1730) W	1330(340 - 2540) W
Refrigerant type / charge / GWP / CO2 equivalent		R32/0,45kg/675/0,304 t.	R32/0,63kg/675/0,426 t.	R32/1,4kg/675/0,770 t.
Current work	Cooling	3,3(1.2-8.1)	4,6(1.5-9.2)	5,6(1.7-12.0)
	Heating	3,7(1.2-9.0)	4,4(1.5-10.0)	5,9(1.7-13.0)
Indoor unit air flow cooling/heating		560/560 m³/h	670/670 m³/h	1000/1000 m³/h
Internal fan speed S/H/M/L/mute	Cooling	1250/1080/920/800/700 rpm	1250/1100/850/750/650 rpm	1220/1130/990/850/750 rpm
	Heating	1150/1100/1000/900/850 rpm	1250/1100/920/800/750 rpm	1130/1070/970/870/800 rpm
	Cooling	800 rpm	750 rpm	850 rpm
	Heating	/	/	/
Net dimensions (W x H x D)	Indoor	790x275x192 mm	820x306x195 mm	1100x333x222 mm
	Outdoor	795x549x303 mm	795x549x305 mm	920x699x380 mm

## MULTI SPLIT – outdoor unit

SERIA **OMEGA**

- High efficiency DC inverter
- Possibility to connect 1 - 4 indoor units
- Possibility to connect air conditioners of different cooling / heating capacities and outputs
- Independent operation of indoor units in a given mode
- Energy efficiency A ++ (cooling), A + (heating)
- Refrigerant R32
- Autorestart
- Resistance to rust



The ecological refrigerant R32, which uses our air conditioners, is environmentally friendly, improving the energy efficiency of the device by 10%.



Autorestart - during a power outage, restores the last preferred personal settings upon reboot.



Corrosion resistant coating extends the life of the unit.



High energy class of the device.

MODEL		OMEGA ODU 18K2 G3	OMEGA ODU 27K3 G3	OMEGA ODU 32K4
Technical specifications		od 1 do 2	od 1 do 3	od 1 do 4
Standard indoor combination under Erp		09+09	09+09+09	09+09+09+09
One unit		09, 12, 18	/	/
Two units		09+09,09+12,09+18,12+12	09+09,09+12,12+12,09+18,12+18,18+18	09+09,09+12,12+12,09+18,12+18,18+18
Three units		None	09+09+09,09+09+12,09+09+18,09+12+12,09+12+18,12+12+12	09+09+09,09+09+12,09+12+12,09+09+18,09+12+18,12+12+12,12+12+18
Four units		None	None	9+9+9+9,9+9+9+12,9+9+9+18,9+9+12+12,9+12+12+12
Cooling capacity		17400 (4200 ~ 19100) Btu / h	27000 (9500 ~ 30000) Btu / h	32000 (10600 ~ 35000) Btu / h
		5100 (1230 ~ 5600) W	7900 (2800 ~ 8800) W	9400 (3100 ~ 10200) W
Heating capacity		18000 (4400 ~ 19600) Btu / h	27000 (8350 ~ 30000) Btu / h	32000 (8700 ~ 35000) Btu / h
		5200 (1290 ~ 5750) W	7960 (2450 ~ 8800) W	9450 (2550 ~ 10200) W
SEER (Class)		6.1 W / W (A++)	6.1 W / W (A++)	6.1 W / W (A++)
SCOP (Class)		4.0 W / W (A+)	4.0 W / W (A+)	4.0 W / W (A+)
Outdoor sound power level		65 dB(A)	67 dB(A)	70 dB(A)
Power input	Cooling	1545 (280 ~ 2050) W	2445 (350 ~ 2850) W	2765 (410 ~ 3500) W
	Heating	1333 (280 ~ 2050) W	2145 (420 ~ 2850) W	2547 (510 ~ 3500) W
Annual electricity consumption	Cooling	293 KWh	453 KWh	534 KWh
	Average	1400 KWh	1960 KWh	2555 KWh
Refrigerant type / charge / GWP / CO2		R32/1,1kg/675/0,743t.	R32/1,5kg/675/1,013t.	R32/2,2kg/675/1,485t.
Net dimensions (W x H x D)		853 × 602 × 349 mm	920 × 699 × 380 mm	990 × 910 × 340 mm
Net weight		31 kg	42 kg	68 kg



## MULTI SPLIT – indoor unit

SERIA **OMEGA**

- Built-in Wi-Fi
- TUYA compatible
- Remote control included
- Healthy filter
- 4D airflow
- 5-fan speed
- Auto-cleaning
- Self-diagnostic
- Children lock
- Eco mode



The module equipped with Wi-Fi allows you to quickly set the desired parameters such as: temperature, operating mode, fan speed or the schedule of the device operation for the entire week with minute accuracy.



A 6-layer filter whose main task is to capture dusts, germs, and provide protection against bacteria and odours. Additionally, one of the filter layers is covered with vitamin C - improving the well-being of users.



Autorestart - during a power outage, restores the last preferred personal settings upon reboot.



Built-in night mode.



Additional temperature sensor in the remote control.





Dedicated button for personal settings.

MODEL	OMEGA WM 09K/I	OMEGA WM 12K	OMEGA WM 18K
Cooling capacity	9000 Btu / h	12000 Btu / h	17500 Btu / h
Heating capacity	9000 Btu / h	12000 Btu / h	17800 Btu / h
Indoor sound power (S/H/M/L/Mute) dB(A)	50 / 47 / 43 / 35 / 32	50 / 47 / 43 / 35 / 32	53 / 50 / 47 / 43 / 36
Indoor sound power (S/H/M/L/Mute) dB(A)	40 / 37 / 33 / 25 / 22	40 / 37 / 33 / 25 / 22	43 / 41 / 38 / 35 / 27
Indoor air circulation	550 m <sup>3</sup> / h	550 m <sup>3</sup> / h	800 m <sup>3</sup> / h
Net dimensions (W x H x D)	777 × 250 × 201 mm	777 × 250 × 201 mm	910 × 294 × 206 mm
Net weight	8 kg	8 kg	10 kg



# ACCESSORIES

	ACMW- 3 in 1- filtr	Heathly negative ionizer, active charcoal filter, vitamin C filter, silver ion filter
	ACMW-L-01	Mounting bracket 450 mm
	ACMW-L-02	Mounting bracket 550 mm
	ACMW-SKR16-30 m	Air conditioner drain pipe 16 mm
	ACMW-SKR18-30 m	Air conditioner drain pipe 18 mm
	ACMW-SKR20-30 m	Air conditioner drain pipe 20 mm
	ACMW-SKR6/9-50 m	Condensate pump hose 6 / 9 mm
	ACMW-ACR-1/4-25 m	Insulated copper pipe 1/4"
	ACMW-ACR-3/8-25 m	Insulated copper pipe 3/8"
	ACMW-ACR-1/2-25 m	Insulated copper pipe 1/2"
	ACMW-PC-12B	Condense pump, max. flow 12 L / h
	ACMW-PC-36B	Condense pump, max. flow 36 L / h



Distributor

[www.klima-mwpower.pl](http://www.klima-mwpower.pl)

The appearance and all the information contained in the leaflet, especially the names and compositions, as well as the layout and colors are the sole property of the MPL Group company and are subject to legal protection. Copying or other use, as well as making the shape of one's own offer similar to the one contained in this leaflet constitutes an act of unfair competition within the meaning of Articles 10 and 13 of the Act on Combating Unfair Competition.

Air conditioning equipment contains fluorinated greenhouse gases. Specifications, appearance and functions of the devices are subject to change without prior notice. The pictures of the devices are for illustration purposes only, the actual appearance may differ from the one presented